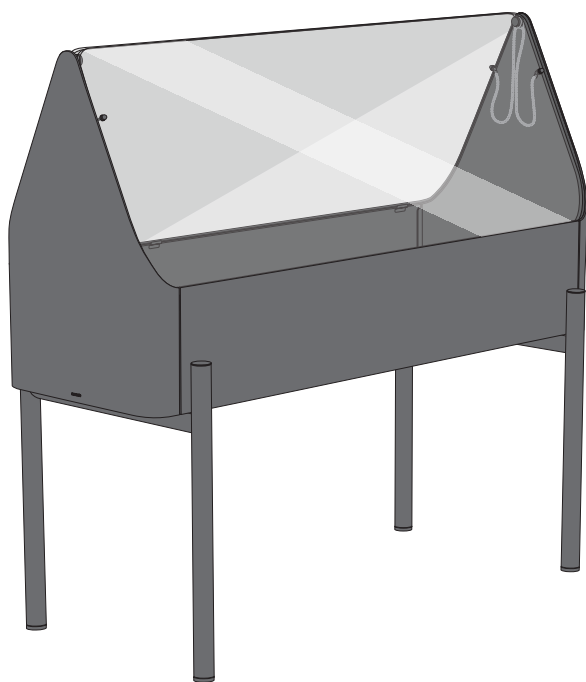


eva solo

EN



Read before use

Simply Grow Greenhouse Planter

Parts

2 x legs

8 x screws

4 x chain

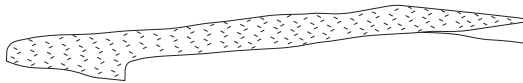

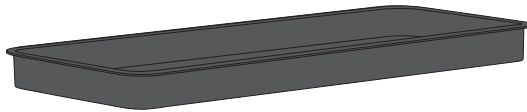
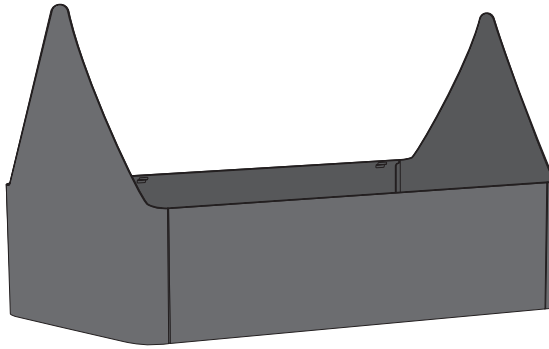
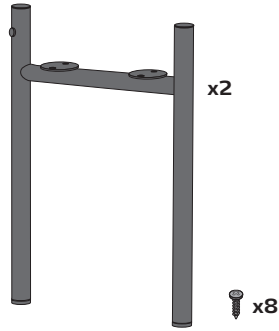
1 x planter box

1 x metal tray

1 x plastic tray

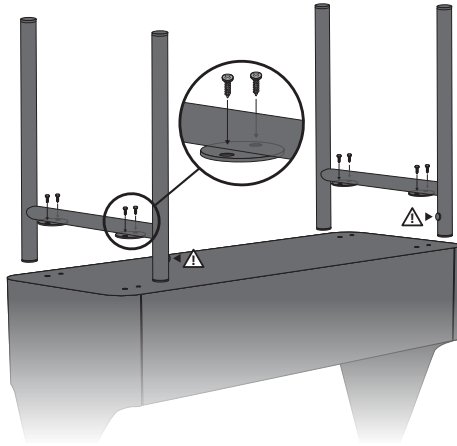
1 x capillary mat

2 x glass

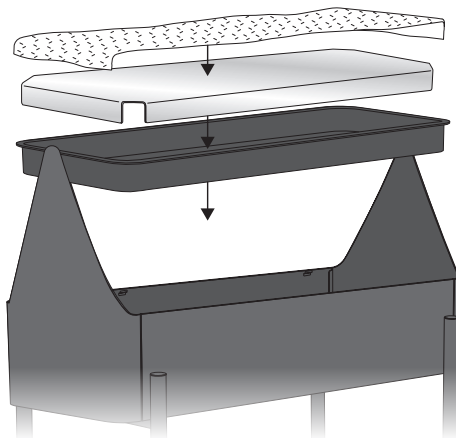


Assembly

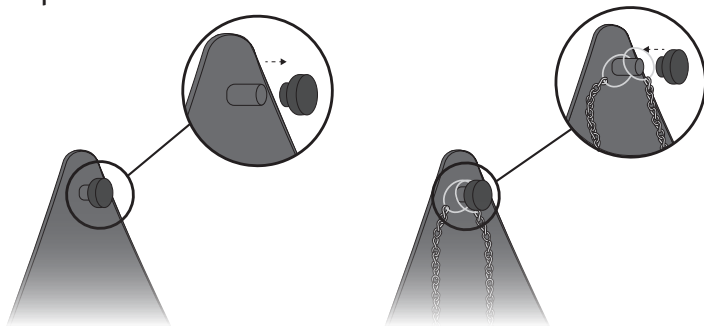
1. Flip the planter upside down and place the legs in position. Add the 8 screws and tighten.
OBS: Please note that the rubber plugs on top of the legs must face towards each other.



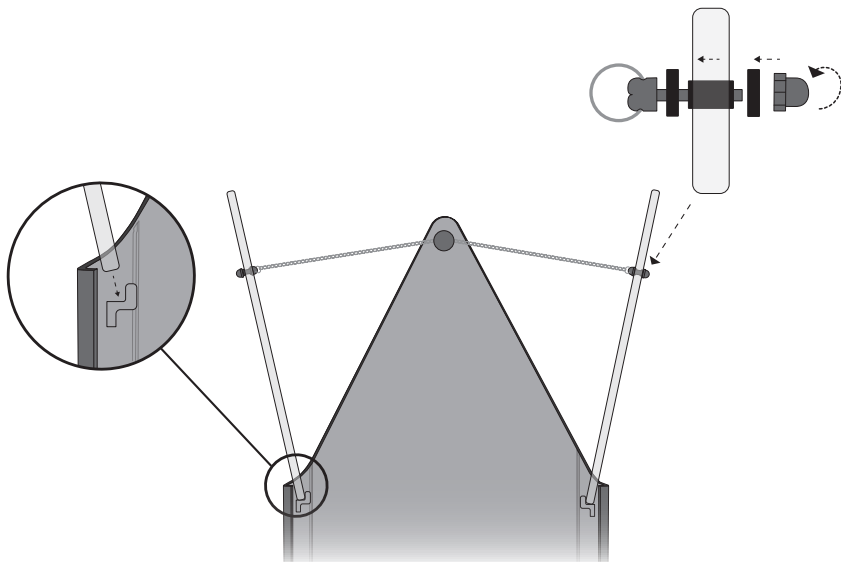
2. Wrap the capillary mat around the metal tray with the top being covered and the sides hanging down. Place the metal tray with capillary mat in the plastic tray and place into the planter box.



3. To install the glass, first remove the plastic stopper by pulling it off. Then, attach two chains on either side of the planter.

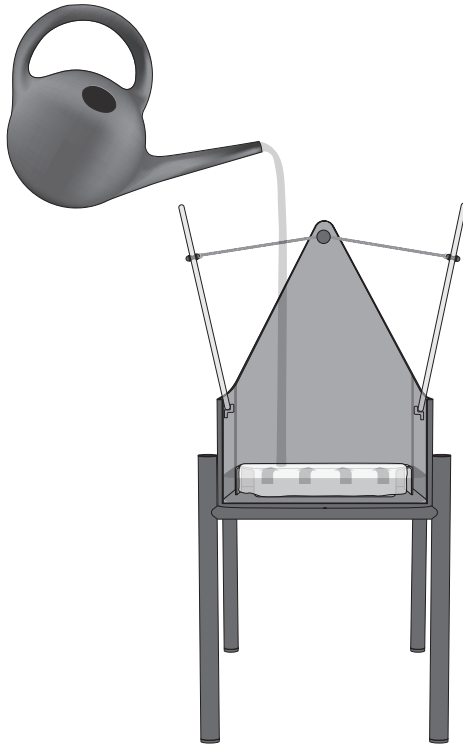


4. Carefully position the glass on the metal ledge, with the larger curve facing downward. Thread the chain through the hole in the glass, starting by placing a short plastic grommet on the thread, followed by a longer grommet. Pass the chain through the glass, add another short plastic grommet on the opposite side, and finally, secure everything with the fastener.



Watering

Add water on top of capillary mat. The built-in self-watering system minimises the need for plant maintenance and ensures stable, balanced plant growth while eliminating the risk of over-watering. The plastic tray can hold up to 8 liters of water.

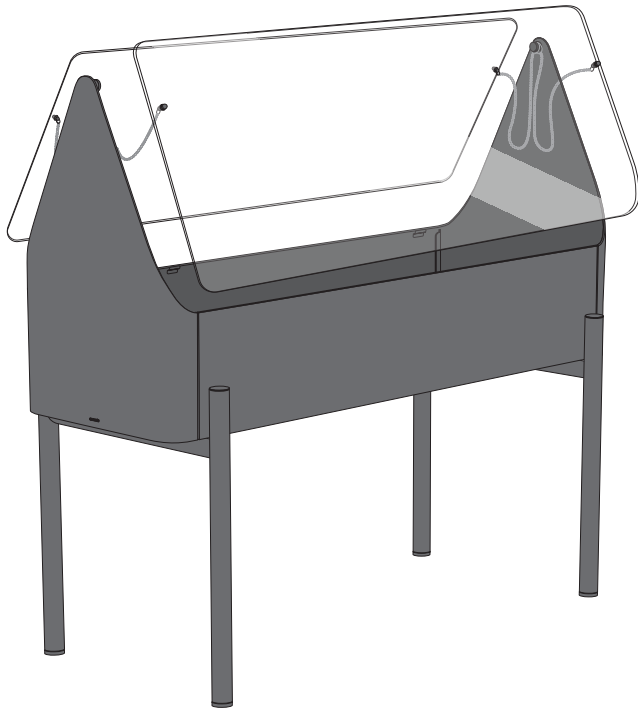


Cleaning and maintenance

Easy-clean with a damp cloth. Avoid using sharp or hard objects on the product, as it will scratch or damage the surface.

Tips & tricks

Use this QR code for additional tips and tricks for use of your Eva Solo Simply Grow Planter.



Warranty

Eva Solo A/S guarantees that its products are free from manufacturing defects. This warranty covers materials and manufacturing defects but does not apply to issues caused by improper use or expected wear and tear.

Complaints

Complaints can be made in accordance with applicable laws. However, the right to file a complaint does not apply in cases where damage is due to misuse, improper handling, normal wear, inadequate maintenance, incorrect repairs, or unauthorized modifications.

Please keep your receipt or invoice, as it will be required when submitting a complaint. For assistance, contact the retailer where the product was purchased. Errors and omissions excepted.

Eva Solo A/S

Måløv Teknikerby 18-20

DK-2760 Måløv

Denmark

Tel.: +45 36 73 20 60

www.evasolo.com

eva solo

www.evasolo.com

